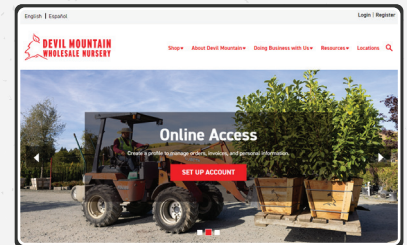




5 EASY STEPS TO REGISTER FOR ONLINE ACCESS

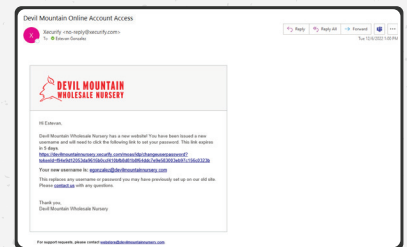
1 VISIT OUR WEBSITE WWW.DEVILMOUNTAINNURSERY.COM AND CLICK ON THE “**SET UP ACCOUNT**” BUTTON LOCATED ON THE “ONLINE ACCESS” SLIDE OF OUR HOME PAGE CAROUSEL.



FILL OUT THE PRIMARY CONTACT FORM ON THE NEXT SCREEN AND CLICK “**SUBMIT FORM**” WHEN YOU ARE FINISHED.

2

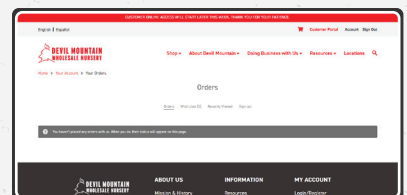
3 YOU WILL RECEIVE AN EMAIL FROM “**XECURIFY**” WITHIN TWO BUSINESS DAYS WITH YOUR USERNAME AND A LINK TO SET YOUR PASSWORD. PLEASE CHECK YOUR SPAM/JUNK FOLDER IF YOU CANNOT FIND THE EMAIL IN YOUR INBOX.



CLICK THE LINK IN THE EMAIL TO CREATE A NEW PASSWORD. WHEN YOU ARE FINISHED, CLICK THE “**RESET PASSWORD**” BUTTON. YOU NOW HAVE ACCESS TO YOUR NEW ACCOUNT!

4

5 LOG IN TO YOUR NEW ACCOUNT TO VIEW OUR PRODUCTS AND PLACE A NEW ORDER. VISIT THE CUSTOMER PORTAL TO VIEW INVOICES, MAKE PAYMENTS, OR ADD A CREDIT CARD ON FILE.



STILL RUNNING INTO ISSUES? CONTACT WEBSTORE@DEVILMOUNTAINNURSERY.COM FOR SUPPORT.

